

Roamer 144SMART5

12.8V 144AH 200A LIFEPO4

The Roamer 144SMART5 is a high power replacement for a standard Group 49 size lead acid leisure battery. Unlike other batteries in the Roamer SMART range, the 144SMART5 comes with standard brass battery posts and fixing points that allow for easier swapping of batteries. The posts have M8 threaded flange to allow for connection with M8 bolts. NOTE this battery model cannot be connected in series. Doing so could permanently damage the BMS.

For more information, visit www.roamer.com/products/144smart

General Description

All Roamer batteries utilise Lithium Iron Phosphate (LFP or LiFePO4) cell chemistry combined with an intelligent, Bluetooth connected Battery Management System (BMS). Roamer only use Grade A cells direct from the manufacturer, matched at the factory to ensure coherent operation and maximise service life and safety. The batteries are constructed around a custom fabricated steel chassis which supports and protects the cells from mechanical impacts and vibration and facilitates high levels of serviceability, ensuring that our batteries can be upgraded or serviced to maximise the service of the product.

Fire retardant materials including fibreglass resin panels and high-density carbon-impregnated EVA foam are used to provide high quality electrical and thermal insulation, and mechanical protection. All batteries have multi-layered safety features as standard including over and under voltage, over and under temperature for both charge and discharge, short circuit detection, cell balance monitoring and more. High specification components are used to provide passive protection from accidental extreme DC overvoltage, reverse polarity, and momentary overcurrent.

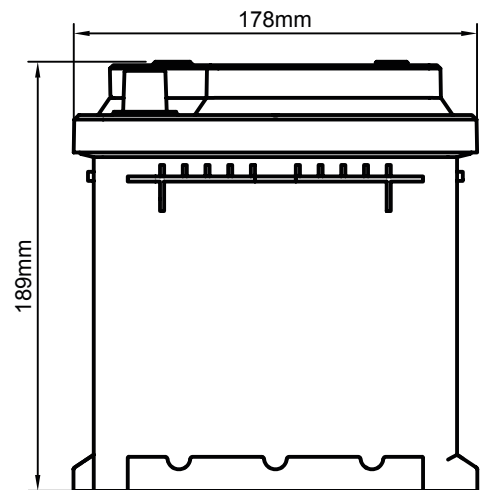
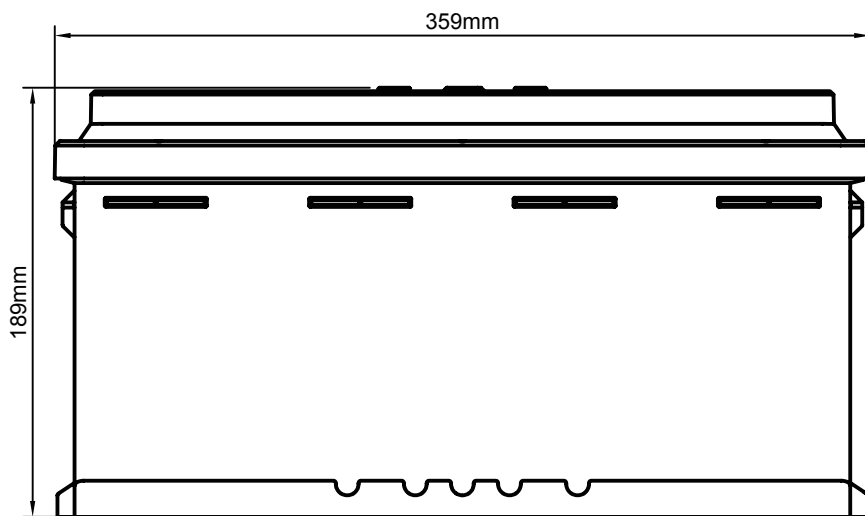
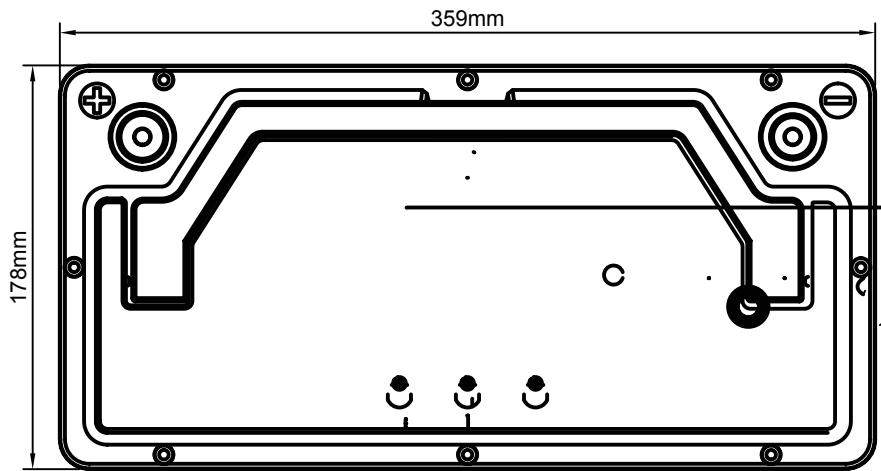
PRODUCT FEATURES

- 144Ah capacity at 12.8V
- Intelligent cell balancing up to 2A
- Grade A Prismatic LFP cells
- Up to 200A continuous discharge (2.5kW)
- Supports up to 4 batteries in series and 16 batteries in parallel for increased capacity, current delivery, voltage, or supply redundancy
- Discharge between -20 °C and 60 °C, charge between 0 °C and 60 °C



Battery Dimensions

Dimensions subject to manufacturing variation. Products may vary from those illustrated. This drawing is subject to change without notice.



Battery Specification

| | Identifier | Min | Typical | Max | Unit |
|--------------------------|-------------|-------------------------|-----------|-------------|------|
| Nominal Voltage | V_N | - | 12.8 | - | V |
| Nominal Capacity | C_N | - | 144 | 159 | Ah |
| Energy Capacity | E_N | - | 1843 | - | Wh |
| Cell Chemistry | - | - | LiFePO4 | - | - |
| Cell Type | - | - | Prismatic | - | - |
| Cell Capacity | C_C | <<Cell Capacity @3.2V>> | 72 | - | Ah |
| Cell Configuration | - | - | 4S 2P | - | - |
| Pack Internal Resistance | R_I | - | - | 20 | mΩ |
| Parallel Limit | N_P^{MAX} | - | - | 16 | - |
| Series Limit | N_S^{MAX} | - | - | NOT ALLOWED | - |
| Cycle Life at 80% DoD | - | - | 8000 | - | - |

Physical Specification

| | Identifier | Min | Typical | Max | Unit |
|------------------------|------------|-----|---------------------------|-----|------|
| Length | L_L | - | 359 | - | mm |
| Width | L_W | - | 178 | - | mm |
| Depth | L_D | - | 189 | - | mm |
| Mass | M | - | 14 | - | kg |
| Case Type | - | - | ABS Serviceable | - | - |
| Terminal Type | - | - | M8 Female and brass posts | - | - |
| Terminal Torque Rating | T_{MAX} | 10 | 12 | 14 | Nm |
| IP Rating | - | - | IP54 | - | - |

Charging Parameters

| | Identifier | Min | Recommended | Max | Unit |
|-----------------------------|------------------|------|-------------|------|------|
| Battery Safe Voltage | V_{BS} | 10 | - | 14.6 | V |
| Battery Working Voltage | V_{BW} | 10.8 | - | 14.2 | V |
| Nominal Cell Voltage | V_{CN} | 2.8 | - | 3.7 | V |
| Absorption Voltage | V_{CA} | 13.8 | 14.2 | 14.6 | V |
| Float Voltage | V_{CF} | - | 13.5 | - | V |
| Maintenance Voltage | V_{CS} | - | 13.25 | - | V |
| BMS Charge Current Limit | I_C | 5 | - | 200 | A |
| Recommended Max Charge Rate | R_C | - | - | 72 | A |
| Charge Temperature | T_C | 0 | - | 60 | °C |
| Charge Current >25°C | I_{CMAX}^{25} | - | - | 72 | A |
| Charge Current @ 10°C | I_{CMAX}^{10} | - | - | 28 | A |
| Charge Current @ 5°C | I_{CMAX}^5 | - | - | 14 | A |
| Charge Current < 0°C | I_{CMAX}^0 | - | - | 0 | A |
| Charge Current < -20°C | I_{CMAX}^{-20} | - | - | 0 | A |

Discharging Parameters

| | Identifier | Min | Recommended | Max | Unit |
|--------------------------------------|------------|-----|-------------|-----|------|
| BMS Peak Discharge Current (30s) | I_{CP} | 0 | - | 350 | A |
| BMS Max Continuous Discharge Current | I_{CC} | 0 | - | 200 | A |
| Recommended Max Discharge Rate | R_D | - | - | 144 | A |
| Discharge Temperature | T_D | -20 | - | 60 | °C |

Storage Parameters

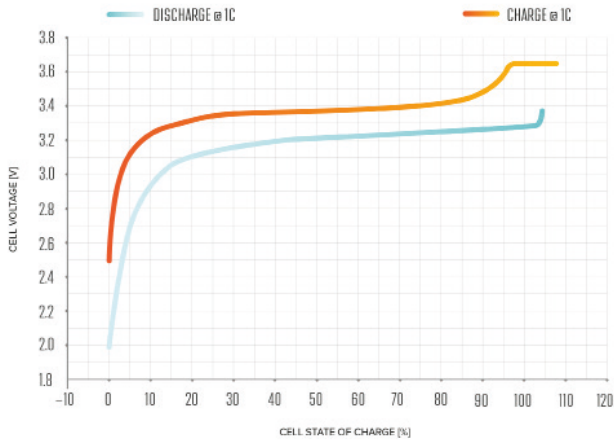
| | Identifier | Min | Recommended | Max | Unit |
|---------------------------------|------------|-----|-------------|-------|------|
| Recommended Storage Temperature | T_S | 10 | - | 35 | °C |
| Recommended Storage SoC | S_S | 30 | 50 | 80 | % |
| Recommended Storage Voltage | V_S | 13 | 13.2 | 13.25 | V |

BMS Parameters

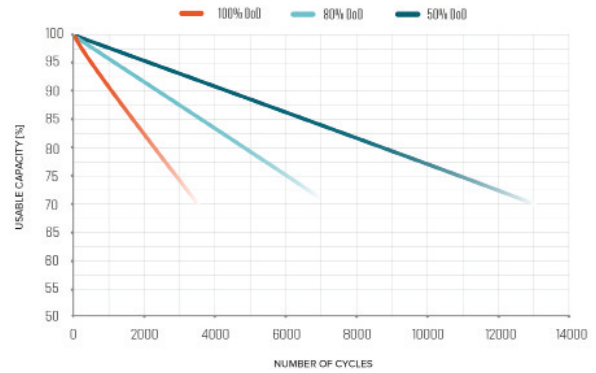
| | Identifier | Min | Typical | Max | Unit |
|--|------------|-----|---------|-----|--------------|
| Cell Overcharge Detection Voltage | V_{COD} | - | 3.70 | - | V |
| Cell Overcharge Release Voltage | V_{COR} | - | 3.4 | - | V |
| Pack Overcharge Detection Current | I_{BOD} | - | 200 | - | A |
| Pack Overcharge Release Current | I_{BOR} | - | 0 | - | A |
| Overcharge Detection Time | t_{OD} | - | 1 | - | s |
| Cell Undercharge Detection Voltage | V_{CUD} | - | 2.5 | - | V |
| Cell Undercharge Release Voltage | V_{CUR} | - | 2.7 | - | V |
| Undercharge Detection Time | t_{UD} | - | 1 | - | s |
| Cell Balance Transfer Current | I_{CB} | - | 2 | - | A |
| Cell Balance Trigger Delta Threshold Voltage | V_{CBD} | - | 0.01 | - | V |
| Short Circuit Detection Current | I_{SCD} | - | 2200 | - | A |
| Short Circuit Protection Release Current | I_{SCR} | - | 5 | - | A |
| Short Circuit Detection Time | t_{SC} | - | 150 | 200 | μ s |
| Charge Temperature Protection | T_{CPD} | 0 | - | 60 | $^{\circ}$ C |
| Charge Temperature Protection Release | T_{CPR} | 5 | - | 55 | $^{\circ}$ C |
| Discharge Temperature Protection | T_{DP} | -20 | - | 60 | $^{\circ}$ C |
| Discharge Temperature Protection Release | T_{DPR} | -15 | - | 55 | $^{\circ}$ C |
| BMS Working Current Consumption | I_{WRK} | - | 30 | - | mA |
| BMS Standby Current Consumption | I_{STBY} | - | 800 | - | μ A |

Battery Characteristics

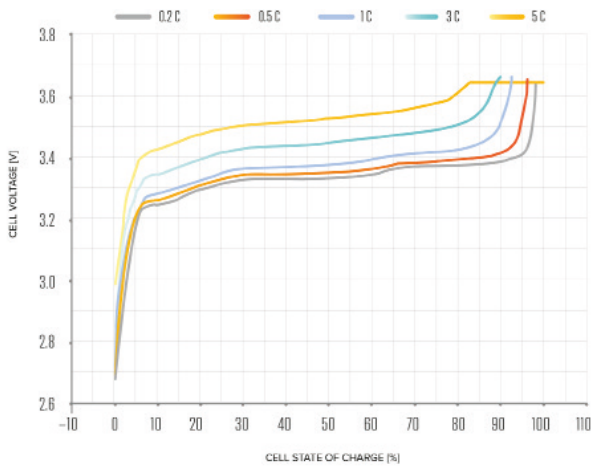
The following graphs demonstrate the operational characteristics of LiFePo4 cells under a variety of conditions. Many factors play a role in the exact capacity, performance, lifetime and safety of a lithium battery so every installation varies depending on the exact setup and use case. These serve only as a guide and do not reflect the exact characteristics of any individual battery.



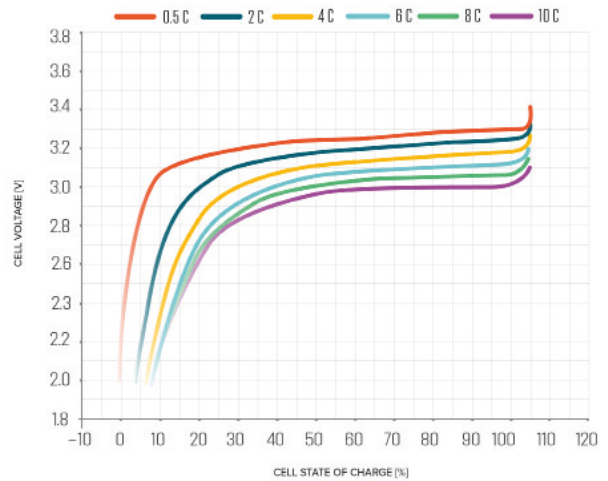
TYPICAL CHARGE & DISCHARGE VOLTAGE VS CHARGE STATE (SoC) CURVE OF A LiFePO₄ CELL (25 °C)



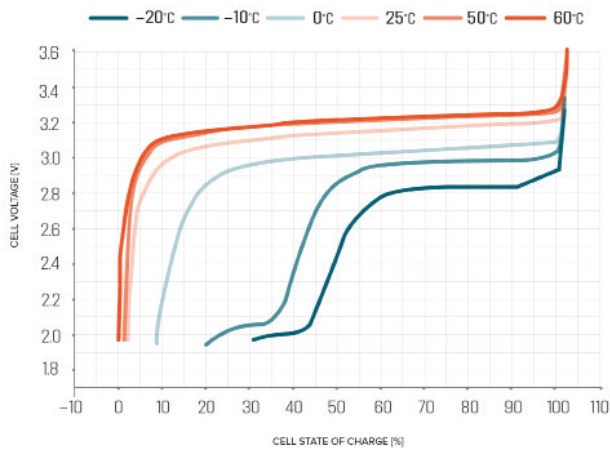
TYPICAL USABLE CAPACITY VS CYCLE LIFE FOR DIFFERENT DEPTHS OF DISCHARGE (0.5C, 25 °C)



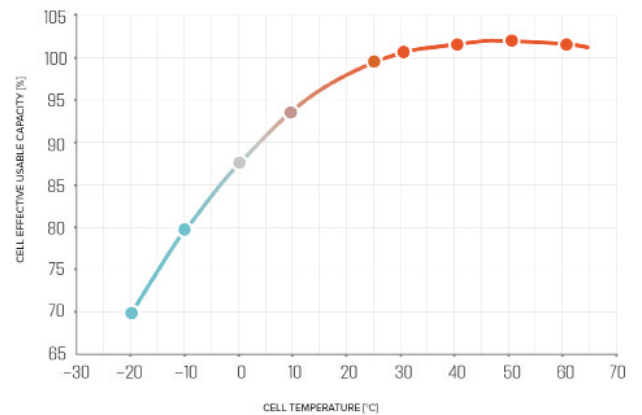
CELL VOLTAGE VS STATE OF CHARGE AT DIFFERENT CHARGE RATES (25 °C)



CELL VOLTAGE VS STATE OF CHARGE AT DIFFERENT DISCHARGE RATES (25 °C)



CELL VOLTAGE VS STATE OF CHARGE AT DIFFERENT TEMPERATURES



TYPICAL EFFECTIVE USABLE CAPACITY VS CELL TEMPERATURE

Document Information

| Document Version | Release Date | Status | Change Notice |
|------------------|--------------|---------|---|
| 1.0 | 13/10/2025 | Release | Initial issue |
| 1.1 | 13/02/2026 | Release | Change to recommended abs voltage and added comments about series |
| 1.2 | 11/05/2026 | Release | Correction to battery dimensions |
| | | | |

All efforts have been made to ensure the data in this datasheet are correct and up to date. Roamer Batteries constantly monitor product documentation for inaccuracy and routinely update documentation to reflect the most accurate information available. This version of the document supersedes and replaces all information supplied prior to the publication hereof.